



**WinEra - Fostering EU wine through a
new era of specialized training for
organic and biodynamic wine-
producers in EU**

Moodle Registration Guidelines



MOODLE PLATFORM: HOW TO REGISTER AND USE THE PLATFORM

The WinEra course is hosted in the **Moodle platform**. Moodle is a learning platform designed to provide educators, administrators and learners with a single robust, secure and integrated system to create personalized learning environments. With over 10 years of development guided by social constructionist pedagogy, Moodle delivers a powerful set of learner-centric tools and collaborative learning environments that empower both teaching and learning.¹

The Moodle platform is very easy to use and user-friendly. In the WinEra course there will be the following roles:

- **Teacher:** Teachers can do anything within a course, including changing the activities, contacting and grading students. You can find more information [here](#).
- **Non-editing teacher:** Non-editing teachers can teach in courses and grade students, but may not alter activities.
- **Student:** Students generally have fewer privileges within a course, they can view the activities and submit assignments but they cannot alter activities.

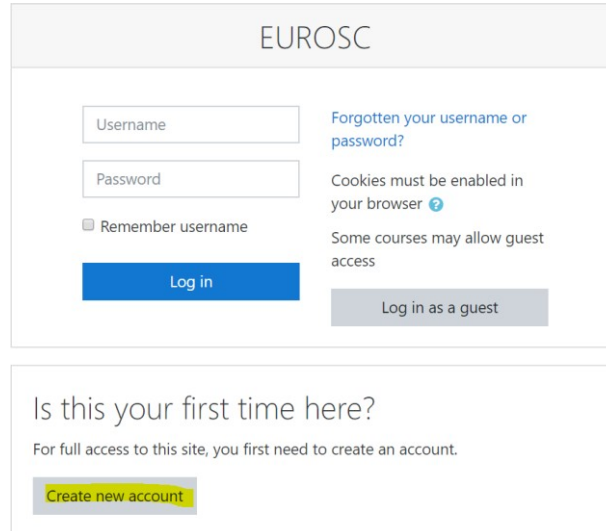
INSTRUCTIONS FOR PARTNERS:

One partner per organization should register to the WinEra Platform. Each partner will be assigned the role of the **teacher**, in order to be able to translate the text and upload documents.

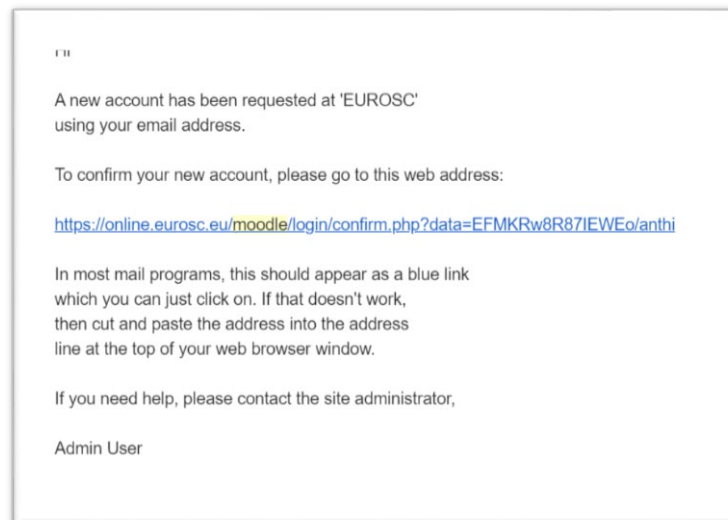
¹ [https://docs.moodle.org/38/en/About Moodle](https://docs.moodle.org/38/en/About_Moodle)

1. Teacher Enrolment

1. First, the teachers need to register on the Moodle platform where the course is provided. To do that they have to enter in the platform [here](#) and register. In order to register they need to click on “Create new account” (highlighted in the image below). Then, they will be redirected to the registration form that they need to complete.



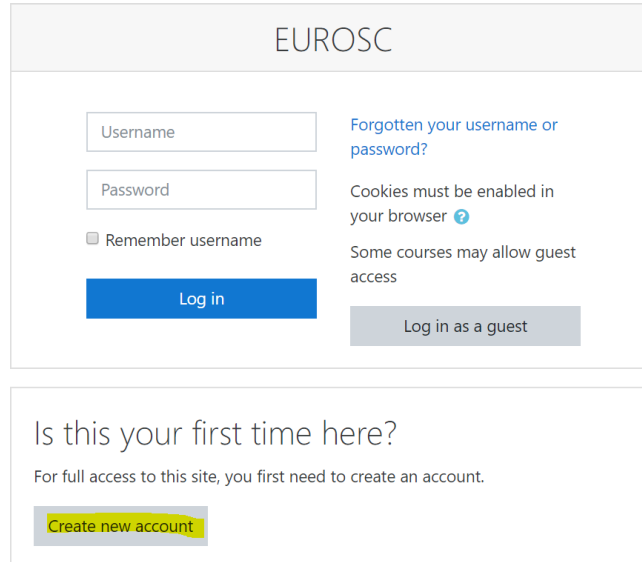
2. After completing their registration on the platform, they will receive a confirmation email, which will give them access to the platform. They will find a link within the email that they have to click to direct them to the EUROSC Moodle site, where they will be able to see all the available courses.



3. Then, they need to send a message to the site administrator or an email to info@eurosc.eu to enrol them manually as teachers to the course.

2. Student Enrolment

1. Same with the teacher enrolment, the students need to register on the Moodle platform where the course is provided. To do that they have to enter in the platform [here](#) and register. In order to register they need to click on “Create new account” (highlighted in the image below). Then, they will be redirected to the registration form that they need to complete.



EUROSC

Username

Password

Remember username

Log in

[Forgotten your username or password?](#)

Cookies must be enabled in your browser [?](#)

Some courses may allow guest access

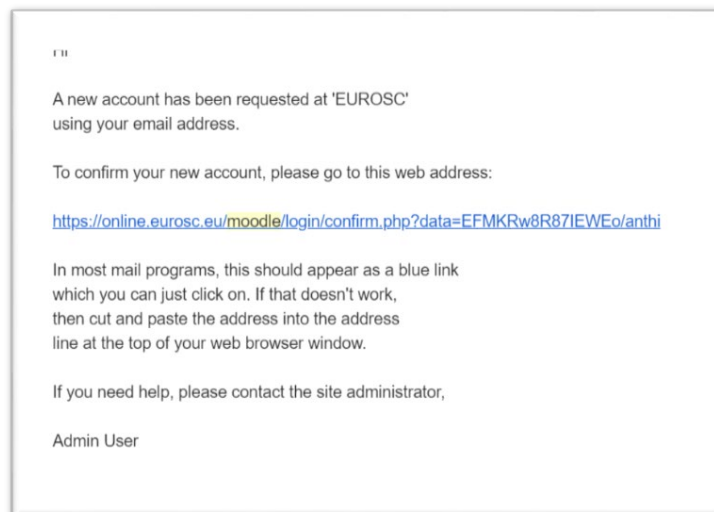
Log in as a guest

Is this your first time here?

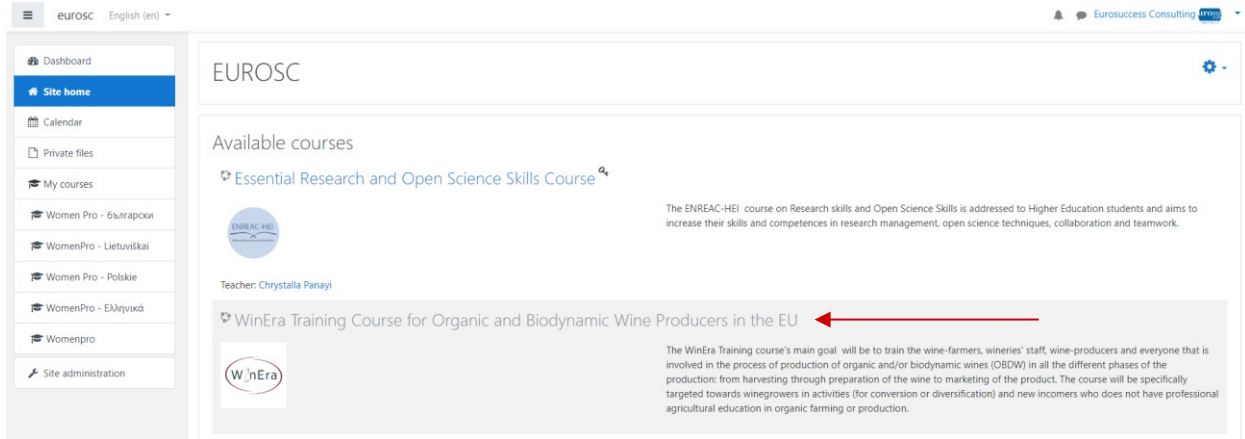
For full access to this site, you first need to create an account.

[Create new account](#)

2. After completing their registration on the platform, they will receive a confirmation email, which will give them access to the platform. They will find a link within the email that they have to click to direct them to the EUROSC Moodle site, where they will be able to see all the available courses.



3. Then, they need to go to the Site home (on the left) and find the WinEra course.



The screenshot shows the EUROSC website interface. On the left is a navigation menu with 'Site home' selected. The main content area is titled 'Available courses' and lists two courses. The second course, 'WinEra Training Course for Organic and Biodynamic Wine Producers in the EU', is highlighted with a red arrow pointing to its title. The course description mentions it is targeted towards winegrowers in activities for conversion or diversification and new incomers without professional agricultural education.

4. After selecting the course, the students need to fill in the enrolment key, that their teachers will provide and click on Enrol me: **WinEraStudent**



The screenshot shows the course page for 'WinEra Training Course for Organic and Biodynamic Wine Producers in the EU'. The 'Enrolment options' section is expanded to show 'Self enrolment (Student)'. Below this, there is a text input field for the 'Enrolment key' and a blue 'Enrol me' button. Red arrows point to both the input field and the button.

5. With their enrolment, students will have access to the course and they will receive a confirmation email.

Welcome to WinEra Training Course for Organic and Biodynamic Wine Producers in the EU

Do not reply to this email (via eurosc) <noreply@moodle.eurosc.eu>

Tue 11/02/2020 15:29

You ☺

Welcome to WinEra Training Course for Organic and Biodynamic Wine Producers in the EU!

If you have not done so already, you should edit your profile page so that we can learn more about you:

<https://online.eurosc.eu/moodle/user/view.php?id=162&course=4>